

Nameplates

Content

1 Purpose	3
2 Scope	3
3 Disclaimer	3
4 References	3
5 Introduction	3
6 Range of application	3
7 Nameplate designs	4
7.1 Overview about existing nameplates	4
7.2 Selection of diverse entries of world nameplate (NGA).....	4
8 Nameplate NGA („World nameplate“)	4
8.1 Location and position of world nameplate at the flange valve	4
8.2 Location and position of world nameplate (NGA) at the Compact Performance valve types 7	
8.3 Location and position of world nameplate (NGA) at the POSV type 810+820.....	7
8.4 Bending fixture resp. positioning device for the camber of world nameplate (NGA)....	8
8.5 Corrosions protection for nameplates (NGA)	9
8.6 Place and position of world nameplate (NGA) at the compact performance valves ..	10
9 Contents of World Nameplate (NGA)	11
9.1 Summary.....	11
9.2 Safety valves acc. to TRD 721, chapter 6.....	13
9.3 Safety valves acc. to TRD 721, chapter 5.....	14
9.4 Lift restriction/lift stopper (In case of option code: J51 or J52 or without option code: N68 resp. N70).....	14
9.5 Safety valves without pressure indication (in case of option code L50 or A77, without option code N68 resp. N70).....	15
9.6 Safety valves without ASME approval (without option code N68 resp. 70)	15
9.7 Nameplate for LA Supply „loosely assembled“ and PNM Supply	16
9.8 Nameplates for SKD Kits (option code A66).....	16
9.9 Nameplate for Partner (Private Labeling, in preparation, not deliverable yet!)	16
9.10 World nameplate (NGA) for LESER LLC	17
9.11 World nameplate (NGA) for Option Code N73 (PR China)	17
9.12 World nameplate (NGA) for Option Code N89 (for Eurasian customs union).....	18
9.13 World nameplate (NGA) for Option Code N31 (for US Coastguard)	18
9.14 World nameplate (NGA) for Option Code R7J (UKCA United Kingdom).....	19
10 Nameplate for POSV type 810 and 820	20

Disclosure cat.:	II	proofread by:	TK	publish date:	08/31/23	effect. date:	08/23
author:	Haa	released by:	JR	replaces:	initial	status:	Published
resp. depart.:	TD	date of release:	08/30/23	revision No.:	3		
doc. type:	LGS	change rep. No.:	201202	retention period:	10y.	prot. class:	protected

10.1	Nameplate for pilot type 810 and 820	20
10.2	Nameplate for main valve type 810 and 820	21
11	Nameplates (NGA) for change-over valves	23
11.1	Summary.....	23
11.2	World nameplate (NGA) for Option Code R7J (UKCA United Kingdom).....	24
12	Further marking	24
12.1	Marking for further approvals.....	24
12.2	Further markings with nameplates.....	25
12.3	Marking of repair valves	25
12.4	Spirax Sarco nameplate for type 4414 and 488.....	26
12.5	Nameplates for heating jackets (Option code: H29-H32 and K31/K32)	28
12.6	Nameplates for supplementary loading system	29
12.7	Ex-protection marking	29
12.8	Nameplate change-over valve (Type 310, 311).....	29
13	Data relation to SAP	30
14	Additional remarks	31
14.1	SI-units.....	31

Disclosure cat.:	II	proofread by:	TK	publish date:	08/31/23	effect. date:	08/23
author:	Haa	released by:	JR	replaces:	initial	status:	Published
resp. depart.:	TD	date of release:	08/30/23	revision No.:	3		
doc. type:	LGS	change rep. No.:	201202	retention period:	10y.	prot. class:	protected

1 Purpose

This LESER Global Standard (LGS) describes design and content of nameplates of LESER safety valves, change-over valves, supplementary loading system, heating jacket and pressure reducing valves.

2 Scope

This LGS applies to all members of the LESER quality alliance.

3 Disclaimer

LESER puts in a great deal of effort into making up-to-date and correct documentation available. Nevertheless, LESER GmbH & Co. KG gives no guarantee that the recommended actions presented here are entirely correct and error free. This document is to be applied exclusively to the specified type. LESER GmbH & Co. KG declines any liability or responsibility for the correctness and completeness of the content.

LESER GmbH & Co. KG reserves the right to change the information contained in this document, which is for the products of LESER GmbH & Co. KG and is intended for LESER subsidiaries, at any time and without prior announcement.

LESER GmbH & Co. KG is available to the users of this document to provide additional information.

4 References

LID_DE 3200.01

LID_DE 3201.04

LID_DE 1704.41

LID_DE 1704.43

5 Introduction

Safety valves and change-over valves are equipped with nameplates which contents type relating specific data instructed by the rules and regulations. Depending on valve type, approval and customer requirements, different nameplates are used.

6 Range of application

This LGS describes design and content of the nameplates for safety valves and change-over valves.

The range p and K_{dr}/α_w for nameplates are described in LID_DE 3200.01

The data relation between marking fields and SAP is shown under chapter 13.

Disclosure cat.:	II	proofread by:	TK	publish date:	08/31/23	effect. date:	08/23
author:	Haa	released by:	JR	replaces:	initial	status:	Published
resp. depart.:	TD	date of release:	08/30/23	revision No.:	3		
doc. type:	LGS	change rep. No.:	201202	retention period:	10y.	prot. class:	protected

7 Nameplate designs

Following designs are used regarding marking with nameplates:

7.1 Overview about existing nameplates

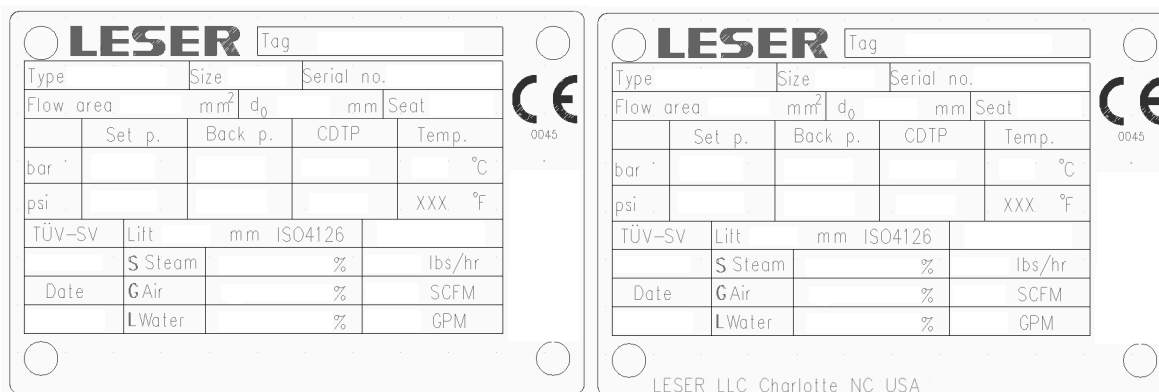
Nr.	Size	Symbols (solid etched)						Mat.-No. (KAUF)	Application	
		LESER-Logo	CE	UV	NB	ASME Cap	Steam Air Water		Typen	Option Codes (Examples)
1	60 x 40	x	x	-	-	x	X	331.9359.0000	all SV, POSV-Type 821, 811	A66, A77, L50, N68, N70
2	60 x 42	x	-	-	-	-	-	335.A000.0010	CoV-Type 330, 320	
3	60 x 40	-	x	-	-	x	X	331.A000.0052	Spirax-Sarco, 4414, 488	J17, N68, N70
4	58 x 15	-	-	-	-	-	-	331.7558.0000	Private Labeling, blank nameplate	J17, J73, J75, J76, N09, N10
5	58 x 15	-	-	-	-	-	-	331.7558.0000	Heating jacket, blank nameplate	M24, M29, N69
6	58 x 15	-	-	-	-	-	-	331.A000.0086	Suppl. Loading system, blank nameplate	
7	108 x 11	-	-	-	-	-	-	335.8158.0000	nameplate, blank (former WV-Type 310/311)	
8	60 x 15	x	-	-	-	-	-	331.A000.0060 (alt. 331.9959.0000)	Pilot Type 810, 820	
9	60 x 15	x	-	-	-	-	-	335.9159.0000	Main valve Type 801, 802	

7.2 Selection of diverse entries of world nameplate (NGA)

The different entries of the world nameplates are not selected by option code but via procedure (configurator) in SAP. Such attribute related selection has the advantage that no option code depending material master data have to be entered into the part lists.

8 Nameplate NGA („World nameplate“)

New definition of nameplate = NGA = Name plate for **G**lobal **A**pplication



Execution LESER

Execution LESER LLC

Remark: For both nameplates the UV and NB symbols are embossed with the valve data in the factory.

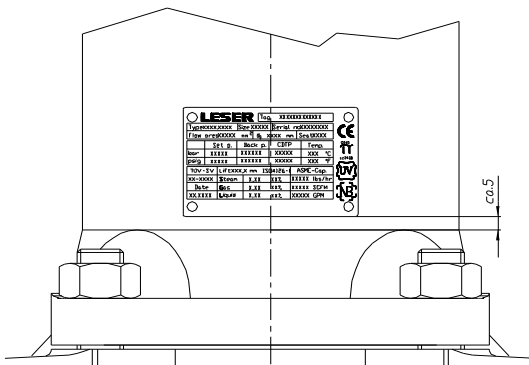
8.1 Location and position of world nameplate at the flange valve

The world nameplate (NGA) is fixed on the bonnet.

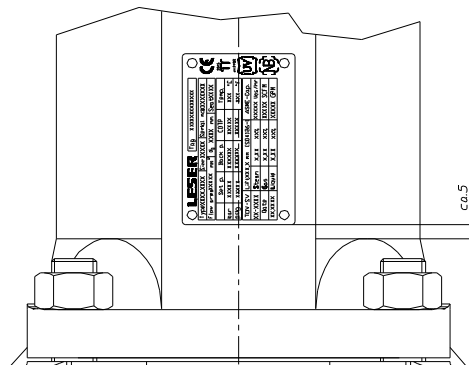
Disclosure cat.:	II	proofread by:	TK	publish date:	08/31/23	effect. date:	08/23
author:	Haa	released by:	JR	replaces:	initial	status:	Published
resp. depart.:	TD	date of release:	08/30/23	revision No.:	3		
doc. type:	LGS	change rep. No.:	201202	retention period:	10y.	prot. class:	protected

Closed bonnet: In case of the new design of casted bonnet the world nameplate (NGA) is fixed “vertical” on the destined plane surface of the bonnet. In case of the old version of casted and welded bonnet the world nameplate (NGA) is fixed “horizontal” in the position “backside of the SV” (see figures).

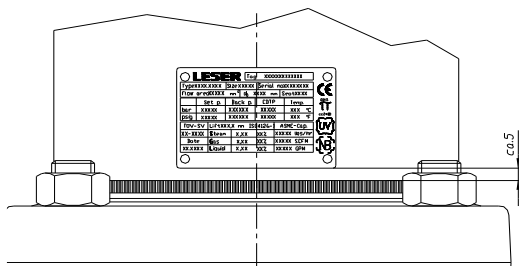
FH gegossen “Alt”



FH gegossen “Neu”

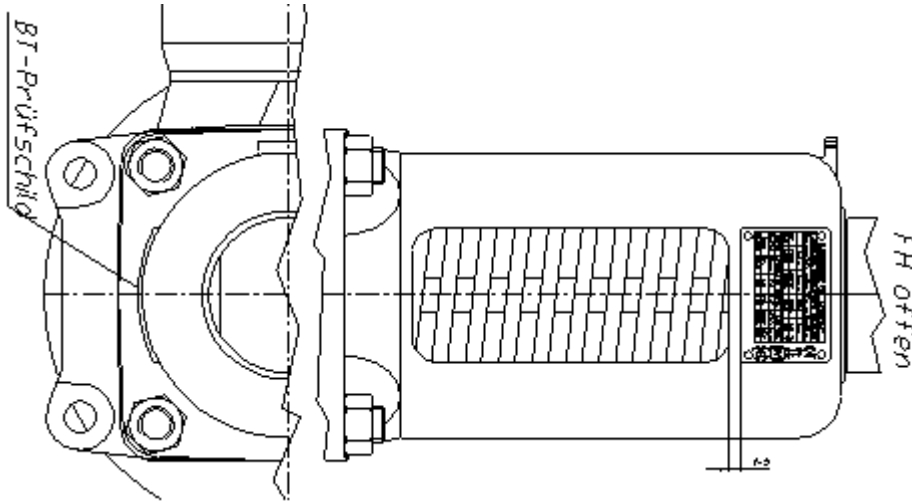


FH geschweißt

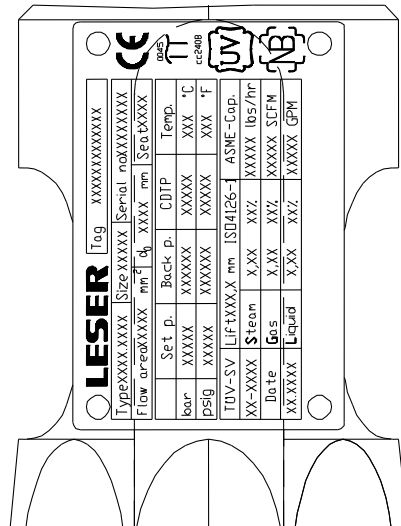


Disclosure cat.:	II	proofread by:	TK	publish date:	08/31/23	effect. date:	08/23
author:	Haa	released by:	JR	replaces:	initial	status:	Published
resp. depart.:	TD	date of release:	08/30/23	revision No.:	3		
doc. type:	LGS	change rep. No.:	201202	retention period:	10y.	prot. class:	protected

Open bonnet from V32: In case of the new design of casted bonnet the world nameplate (NGA) is fixed „vertically“ on the destined plane surface of the bonnet. In case of the old version of casted bonnet the world nameplate (NGA) is fixed “horizontal” (see figure).



Open bonnet V20 to V25: In case of the previous version of bonnet the world nameplate (NGA) is fixed “vertical” on the LESER-label (cant device: ref. to chapter 4.3).



Disclosure cat.:	II	proofread by:	TK	publish date:	08/31/23	effect. date:	08/23
author:	Haa	released by:	JR	replaces:	initial	status:	Published
resp. depart.:	TD	date of release:	08/30/23	revision No.:	3		
doc. type:	LGS	change rep. No.:	201202	retention period:	10y.	prot. class:	protected

8.2 Location and position of world nameplate (NGA) at the Compact Performance valve types

The world nameplate (NGA) is either fitted horizontal on the bonnet or outlet body.



Type 437 – 439,
(Type 481)



Type 459 – 462

8.3 Location and position of world nameplate (NGA) at the POSV type 810+820

The world nameplate is placed on the cast- body angle type underneath the pilot. There is a plane cast-surface on which the plate is to be placed. For block body type the world nameplate is placed on the on the left side beside the pilot at the machined surface. The world nameplate for the POSV of type 810+820 should not to be bend.

Disclosure cat.:	II	proofread by:	TK	publish date:	08/31/23	effect. date:	08/23
author:	Haa	released by:	JR	replaces:	initial	status:	Published
resp. depart.:	TD	date of release:	08/30/23	revision No.:	3		
doc. type:	LGS	change rep. No.:	201202	retention period:	10y.	prot. class:	protected



cast-body angle type



block body "cylindrical" type

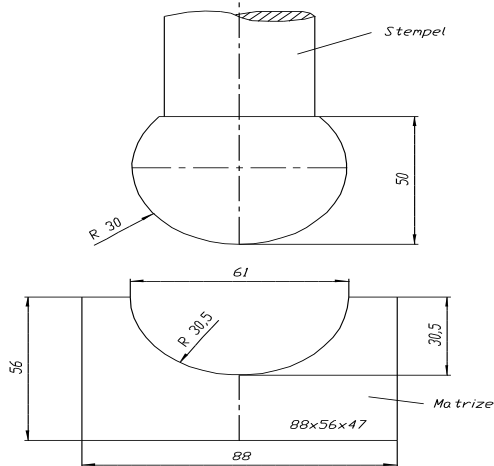


block body "cubic" type


8.4 Bending fixture resp. positioning device for the camber of world nameplate (NGA)

To fix the world nameplates (NGA) on the round bonnet surface, they have to be bended with the aid of a positioning device before (see figure).

To fix the world nameplates (NGA) on the round bonnet or body surface, they have to be bended with the aid of a positioning device first (see fig.).



In case of open bonnets V20-V25 die NGA nameplates are canted with the cant device first (see also chapter 4.1).



Disclosure cat.:	II	proofread by:	TK	publish date:	08/31/23	effect. date:	08/23
author:	Haa	released by:	JR	replaces:	initial	status:	Published
resp. depart.:	TD	date of release:	08/30/23	revision No.:	3		
doc. type:	LGS	change rep. No.:	201202	retention period:	10y.	prot. class:	protected

8.5 Corrosions protection for nameplates (NGA)

In case on non-stainless steel valves the surfaces, which are covered by the nameplate (NGA), are furnished with a corrosion protection. For this purpose the priming colour Aqua Air Primer G4572 is used. This colour is coated via foam varnishing roll onto the destined nameplate surface of the bonnet. Afterwards the nameplate to be mounted will be fixed by spot-welding on the wet painted priming colour. Due to unhealthy smoke emission during spot welding procedure, there might be no corrosion protection underneath the welding point. These points are protected by foam stamps.

Remark: For all valves with laminated colour coating (option codes P90, P91 and P93) and option code M30 (with groove pin mounted) the nameplates have to be fitted after the laminated colour coating first (this procedure is also valid for OC=L05 or L13 in case of corrosion issues).

The OC=M30 is set automatically in the VC as soon as a corrosion protection system is configured or can be set manually.

If for P92 (heating resistant colour) no M30 is configured, then the corrosion protection is carried out with primer colour G4572 with a foam stamp. The world nameplates (NGA) are adjusted in the configurator accordingly.

NOTE for groove pin fastening:

For groove pin fastening, a 3mm deep hole is drilled in the valve with a 2mm drill and then the groove pin is hammered in with a hammer.

The maximum drilling depth is 3mm incl. drill bit!

In general, fixing with groove pins is only permitted for valve types which have a sufficiently large wall thickness.

Excluded from mounting with groove pins are the types of the Clean Service SV.

In the case of heating jacket valves, the world plate must not be attached to the body with groove pins, as the wall thickness of the heating jacket is not sufficient. For heating jacket valves, the world plate is always attached to the bonnet with groove pins.

8.5.1 Type 526

In case of type 526 the groove pin fixing is made on the body



Remark: In case of heating jacket design the nameplates of the flanged valves have to be fixed on the bonnet acc. to item 8.1.

Disclosure cat.:	II	proofread by:	TK	publish date:	08/31/23	effect. date:	08/23
author:	Haa	released by:	JR	replaces:	initial	status:	Published
resp. depart.:	TD	date of release:	08/30/23	revision No.:	3		
doc. type:	LGS	change rep. No.:	201202	retention period:	10y.	prot. class:	protected

8.5.2 Type 441 and 433

In case of type 441 and 433 with bonnets V20 – V32 the groove pin fitting is made on the bonnet, because on the bodies of these valve types there is not enough space for the NGA nameplate. For the groove pin fixing the drill diameter of boreholes is 2 mm and the bore depth is max. 3 mm incl. drill bit.



Place and position of world nameplate (NGA) at the clean service valves



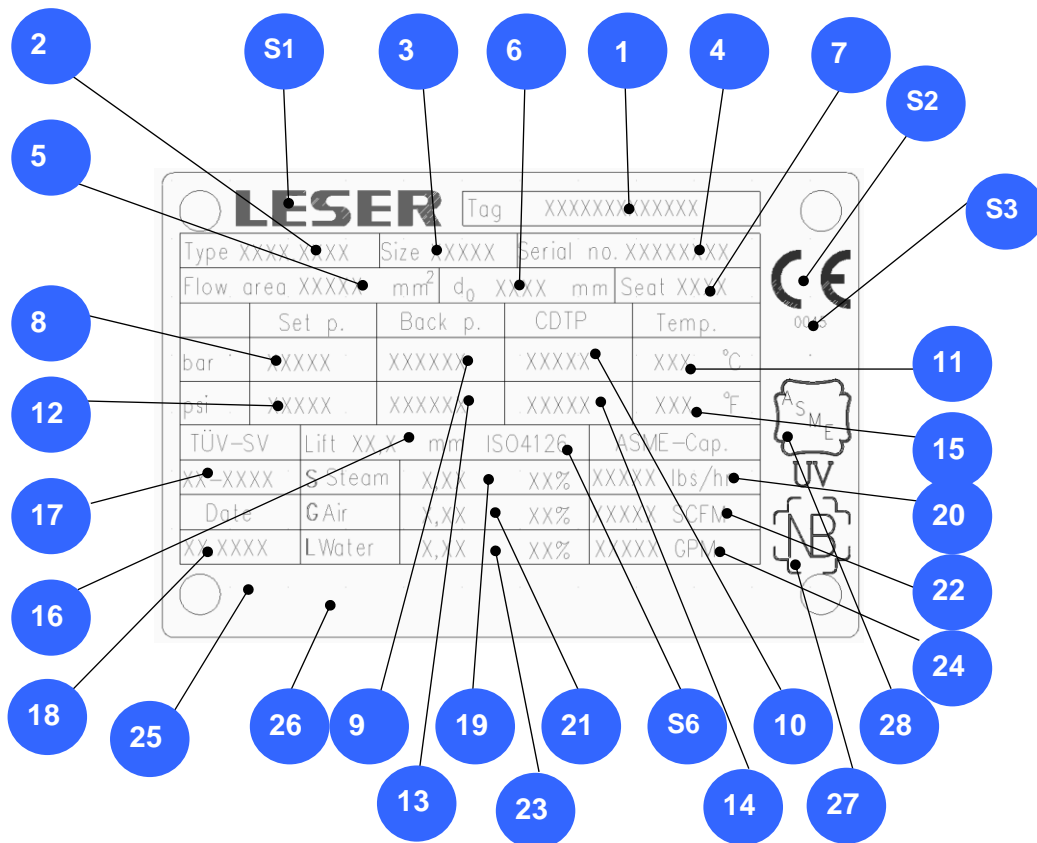
8.6 Place and position of world nameplate (NGA) at the compact performance valves

The letter style is called 2 Lines Font and the font size is 2 mm. This font can be created by Haas and Rofin laser devices.

Disclosure cat.:	II	proofread by:	TK	publish date:	08/31/23	effect. date:	08/23
author:	Haa	released by:	JR	replaces:	initial	status:	Published
resp. depart.:	TD	date of release:	08/30/23	revision No.:	3		
doc. type:	LGS	change rep. No.:	201202	retention period:	10y.	prot. class:	protected

9 Contents of World Nameplate (NGA)

9.1 Summary



Disclosure cat.:	II	proofread by:	TK	publish date:	08/31/23	effect. date:	08/23
author:	Haa	released by:	JR	replaces:	initial	status:	Published
resp. depart.:	TD	date of release:	08/30/23	revision No.:	3	prot. class:	protected
doc. type:	LGS	change rep. No.:	201202	retention period:	10y.		

No.	Field name	Example on the nameplate	Comment	ISO 4126-1	VdTÜV SV100	AD 2000	TRD	ASME VIII	API 526
S1	LESER	LESER	Name of Manufacturer	x	x	x	-	x	x
1	Tag		Additional marking of the valve (customer indication)	-	-	-	-	-	-
2	Type	4412.4514	Type designation of manufacturer (Article number specifies the safety valve)	x	x	-	-	x	x
3	Size	DN 25	Nominal size	-	-	-	-	x	x
4	Serial no.	10034748	Internal No. for identification of SV	x	x	-	-	x	x
5	Flow area	416 mm ²	Flow area in mm ²	x	x	-	-	-	-
6	do	23,0 mm	Flow diameter in mm	x	X	x	x	-	-
7	Seat	D J21	Identification of soft seal material Code letter O-ring disc + option code	-	-	-	-	-	-
8	Set p. - bar	10,00	Set pressure of valve in bar	x	X	x	x	-	-
12	Set p. - psig	145,04	Set pressure of valve in psig	-	-	-	-	x	x
9	Back p. - bar		Back pressure in bar	-	-	-	-	-	-
13	Back p. - psig		Back pressure in psig	-	-	-	-	-	x
10	CDTP - bar	10,00	Cold differential test pressure in bar	x	X	-	-	-	-
14	CDTP - psig	145,04	Cold differential test pressure in psig	-	-	-	-	x	x
11	Temp. - °C	20,00	Temperature in °C						
15	Temp. - °F	68	Temperature in °F						
16	Lift -mm	x,xx	Smallest lift resp. reduced lift in mm with lift restriction	x	X	-		-	-
17	TÜV-SV	04-576	TÜEV-SV Number acc. to valid VdTÜV-Merkblatt + List number	x	X	x	x	-	-
18	Date	12.2006	Date of manufacture month/year	x	x	x	x	x	-
S6	ISO 4126-1	ISO 4126-1	Number of standard	x	X	-	-	-	-
19	S Steam	x,xx xx%	Allowable coefficient of discharge for steam + opening pressure difference in % resp. reduced coefficient of discharge in case of lift restriction / lift stopper	x	X	x	x	-	-
21	G Air	x,xx xx%	Allowable coefficient of discharge (K _{dr} resp. α _w) for gases + opening pressure difference in % resp. reduced coefficient of discharge in case of lift restriction / lift stopper	x	X	x	x	-	-
		D/G/H			X				
		W	In kg / h						
23	L Water	x,xx xx%	Allowable coefficient of discharge (K _{dr} resp. α _w) for gases + opening pressure difference in % resp. reduced coefficient of discharge in case of lift restriction / lift stopper	x	X	x	x	-	-
20	ASME-Cap. - lbs/h	xxxx	Capacity for steam	-	-	-	-	x	x
22	ASME-Cap. - SCFM	xxxx	Capacity for air	-	-	-	-	x	x
24	ASME-Cap. - GPM	xxxx	Capacity for water	-	-	-	-	x	x
25		20009410/10 J78, J85	Indication only optional (OC: M16/M17) acc. to customer request. LESER-Job-No. + Pos.-No. Option code (e.g. bellows ...) In case of repair valves: repair order No. In case OC=N31 the OC=M16 is not possible	-	-	-	-	-	-
26		xxxxxxxx	M17-field is for subsidiary name resp. occupied by OC N73 (VR China) , or OC J17 for Spirax sarco in SAP-Werk fix preset (e.g. LESER LLP Singapore)	-	-	-	-	-	-
S2	CE	CE	CE-Marketing	x	x	x	x	-	-
S3	0045	0045	Code number of responsible independent body.	x	x	x	x	-	-
27	NB	NB	National Board stamp	-	-	-	-	x	-
28	ASME+UV	ASME+UV	ASME + UV Stamp	-	-	-	-	x	-


Disclosure cat.:	II	proofread by:	TK	publish date:	08/31/23	effect. date:	08/23
author:	Haa	released by:	JR	replaces:	initial	status:	Published
resp. depart.:	TD	date of release:	08/30/23	revision No.:	3		
doc. type:	LGS	change rep. No.:	201202	retention period:	10y.	prot. class:	protected

9.1.1 Option code on the nameplate

If there is no sufficient space in the fields 25 and 26, the marking will be carried of with option code M29 on a separate blank nameplate.

Mat.-No. 331.7558.0000

Dimension: 58 x 15 mm



9.1.2 Marking of ASME Valves

The ASME nameplate is controlled with option code N68 (delivery spec. acc. to ASME VIII) or N70 (delivery spec. acc. to ASME VIII and AD 2000).

In case of ASME – valve configuration with option code = N68 or N70 the kind of medium is declared with steam, gas or liquids. If the medium is “air”, the valve configuration has to be specified with “air”. If the medium in case of liquids is “water”, the valve configuration has to be specified with “water”.

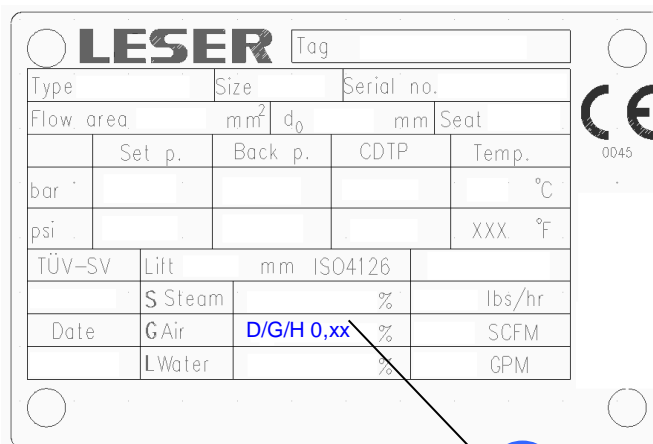
Remark: These declarations are necessary to regulate an ASME conform valve configuration with lifting device for the media steam, air or water at temperatures > 140°F (60°C).

In the NGA block No. 20, 22 or 24 (depending on application) the allowable capacity acc. to ASME of only one medium is specified in lb/hr (saturated steam for steam) or SCFM (air for gases) or GPM (water for liquids), (ref. to ASME sec. VIII, div. 1, UG-129(5)).

9.2 Safety valves acc. to TRD 721, chapter 6

World nameplate (NGA) for Type 460, 440:

Attribute T1:



Field names and comments
see 9 contents

9.3 Safety valves acc. to TRD 721, chapter 5

World nameplate for Type 424:

Attribute T2:

LESER		Tag			
Type	Size	Serial no.			
Flow area	mm ²	d ₀	mm	Seat	
	Set p.	Back p.	CDTP	Temp.	
bar				°C	
psi				XXX °F	
TÜV-SV	Lift	mm ISO4126			
	S Steam	xxx kg/h	%	lbs/hr	
Date	G Air		%	SCFM	
	L Water		%	GPM	

Field names and comments
see 9 contents

19

9.4 Lift restriction/lift stopper (In case of option code: J51 or J52 or without option code: N68 resp. N70)

World nameplate (NGA) for lift restriction:

Attribute H1:

LESER		Tag			
Type	Size	Serial no.			
Flow area	mm ²	d ₀	mm	Seat	
	Set p.	Back p.	CDTP	Temp.	
bar				°C	
psi				XXX °F	
TÜV-SV	Lift	mm ISO4126			
	S Steam	0,xx	xx %	lbs/hr	
Date	G Air	0,xx	xx %	SCFM	
	L Water	0,xx	xx %	GPM	

16

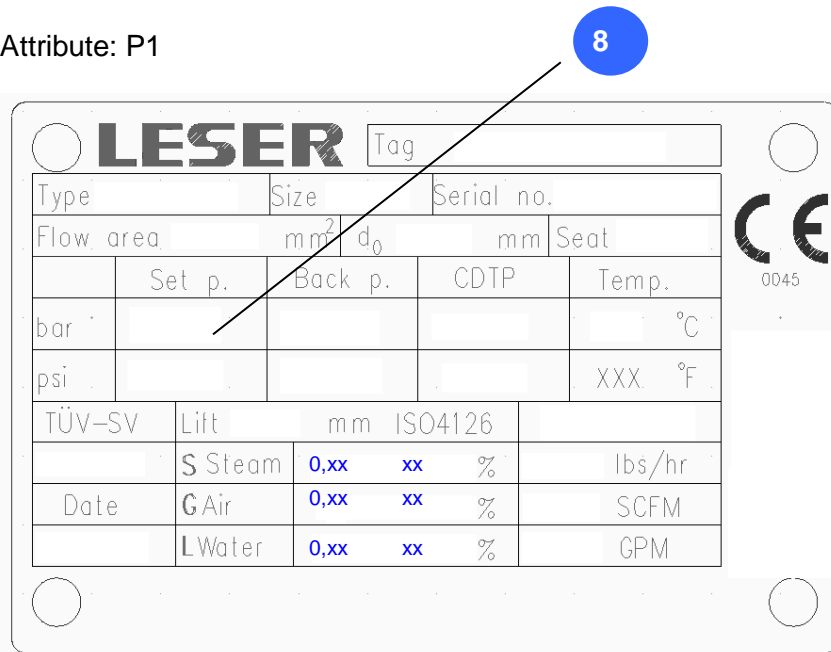
9.5 Safety valves without pressure indication (in case of option code L50 or A77, without option code N68 resp. N70)

Note: The max. discharge capacity values are only valid for set pressure $\geq 2,5$ barg without backpressure influence.

In order that in case of valve type 440 and 460 only D/G/H data without pressure are printed out, it has been set an internal property value "008" in SAP.

Attention: In case of OC = L50 in combination with lift stopper OC = J50 resp. J51 the relevant limited alpha-values are valid.

Attribute: P1



Remark: The fields 8-15 and 20, 22, 24 stay free without text.

9.6 Safety valves without ASME approval (without option code N68 resp. 70)

For safety valves without ASME approval as e.g. type 431/3, 546 as well as all lever valves and twin valves and all valves with set pressure below 1 bar a nameplate without ASME UV stamp and NB-marking is available.

Attribute: T3

Disclosure cat.:	II	proofread by:	TK	publish date:	08/31/23	effect. date:	08/23
author:	Haa	released by:	JR	replaces:	initial	status:	Published
resp. depart.:	TD	date of release:	08/30/23	revision No.:	3	prot. class:	protected
doc. type:	LGS	change rep. No.:	201202	retention period:	10y.		

LESER		Tag			
Type	Size	Serial no.			
Flow area	mm ²	d ₀	mm	Seat	
	Set p.	Back p.	CDTP	Temp.	
bar				°C	
psi				XXX °F	
TÜV-SV	Litt	mm ISO4126			
	S Steam	0,xx	xx%	lbs/hr	
Date	G Air	0,xx	xx%	SCFM	
	L Water	0,xx	xx%	GPM	



Field name and explanation see item 59 contents

9.7 Nameplate for LA Supply „loosely assembled“ and PNM Supply

Loosely assembled valves (option code A77) are not allowed to have the ASME UV-Stamp and/or NB-Marking because they are newly „assembled“ and have to be equipped with the nameplate of the assembler.

Further information regarding LA supply see LID_DE 1704.43

On the nameplate for delivery form LA supply „loosely assembled“ and PNM Supply there is no pressure indication. Design: see chapter 9.1.

9.8 Nameplates for SKD Kits (option code A66)

Safety valves with delivery form „SKD Kit“ contain:

- Series 437: nameplate as described under item 9.1.
- Series 459: nameplate as described under item 9.1.

The nameplate with delivery form „SKD Kit“ contains further:

- no pressure indication (Field 10 + 11)
- the max. coefficient of discharge (K_{dr}/α_w)

Further information concerning SKD-Kits see LID_DE 1704.41

9.9 Nameplate for Partner (Private Labeling, in preparation, not deliverable yet!)

Nameplates for Spirax Sarco, August Ahrendts, Thies and Protego LESER are etched without LESER Logo, ASME UV-Stamp and NB-Stamp.

Mat.-No. : (331.9359.0xxx)

Disclosure cat.:	II	proofread by:	TK	publish date:	08/31/23	effect. date:	08/23
author:	Haa	released by:	JR	replaces:	initial	status:	Published
resp. depart.:	TD	date of release:	08/30/23	revision No.:	3		
doc. type:	LGS	change rep. No.:	201202	retention period:	10y.	prot. class:	protected

Tag				
Type	Size	Serial no.		
Flow area	mm ²	d ₀	mm	Seat
Set p.	Back p.	CDTP	Temp.	
bar			°C	
psig			°F	
TÜV-SV	Lift	mm ISO 4126-1		
Date				

9.10 World nameplate (NGA) for LESER LLC

Mat.-No. 331.9359.0000 (standard mat.)

Attribute:

Field 25 is disposable for option code M16

Field 26 is engaged for LESER Subsidiaries as follows:

LESER LLC Charlotte NC USA

LESER LLP Singapore

LESER Ltda. Brasil

LESER Tag				
Type	Size	Serial no.		
Flow area	mm ²	d ₀	mm	Seat
Set p.	Back p.	CDTP	Temp.	
bar			°C	
psi			XXX °F	
TÜV-SV	Lift	mm ISO4126		
	S Steam	%	lbs/hr	
Date	G Air	%	SCFM	
	L Water	%	GPM	

LESER LLC Charlotte NC USA

25 26

Field names and comments see item 9 content

9.11 World nameplate (NGA) for Option Code N73 (PR China)


Mat. No. 331.9359.0000 (standard mat.)

Attribute:

Disclosure cat.:	II	proofread by:	TK	publish date:	08/31/23	effect. date:	08/23
author:	Haa	released by:	JR	replaces:	initial	status:	Published
resp. depart.:	TD	date of release:	08/30/23	revision No.:	3		
doc. type:	LGS	change rep. No.:	201202	retention period:	10y.	prot. class:	protected

Field 25 is occupied by option code N73 with the entry "LESER GmbH & Co. KG".




Field 26 is occupied by option code N73 (see below)

TSF 710 175-2025 

Remark: Option Code N73 can be combined with N68 or N70

OC = N73 is only valid for deliveries ex works 1000 (HOW)

OC = N8C Add. Specification of Marking: "Made in Germany" is not available.

		Tag			
Type	Size	Serial no.			
Flow area	mm ²	d ₀	mm	Seat	
	Set p.	Back p.	CDTP	Temp.	
bar				°C	
psi				XXX °F	
TÜV-SV	Lift	mm ISO4126			
	S Steam			lbs/hr	
Date	G Air			SCFM	
	L Water			GPM	
		TSF 710 175-2025			

9.12 World nameplate (NGA) for Option Code N89 (for Eurasian customs union)

Mat.-No. 331.9359.0000 (Standard Mat.)

Attribute:

Field 25 and 26 are free available.

Remark: Option Code N89 can be combined with N68 or N70.

OC = N89 is only valid for deliveries ex works 1000 (HOW)

		Tag			
Type	Size	Serial no.			
Flow area	mm ²	d ₀	mm	Seat	
	Set p.	Back p.	CDTP	Temp.	
bar				°C	
psi				XXX °F	
TÜV-SV	Lift	mm ISO4126			
	S Steam			lbs/hr	
Date	G Air			SCFM	
	L Water			GPM	
					

9.13 World nameplate (NGA) for Option Code N31 (for US Coastguard)

Mat.-No. 331.9359.0000 (Standard Mat.)

Attribute:

Disclosure cat.:	II	proofread by:	TK	publish date:	08/31/23	effect. date:	08/23
author:	Haa	released by:	JR	replaces:	initial	status:	Published
resp. depart.:	TD	date of release:	08/30/23	revision No.:	3		
doc. type:	LGS	change rep. No.:	201202	retention period:	10y.	prot. class:	protected

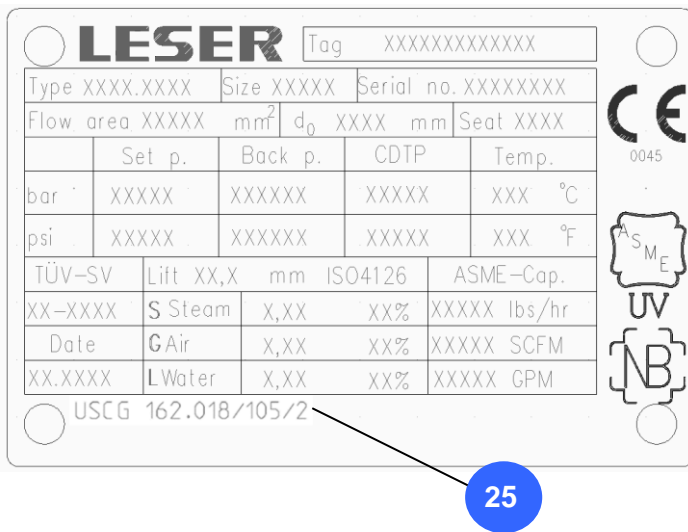
Field 25 is available for OC= N31 only. In case of OC=N31 the OC=M16 Field 25 may not be used. Such custom related items are only possible per special nameplate (331.7558.0000).

Feld 25 Field 25 is occupied as follows:

Works 1000: USCG 162.018/105/2

Works 2000 (LESER LLC): USCG 162.018/A105/0

Remark: Option Code N31 has to be combined with N68 or N70.



**9.14 World nameplate (NGA) for Option Code R7J (UKCA United Kingdom)
Mat.-Nr. 331.9359.0000 (Standard Mat.)**

Attribute:

Field 25 and 26 are free available.

Option Code R7J

- always valid only in connection with CE
- can be combined with N70
- cannot be applied in combination with N73 or N89, as the symbols from these option codes share the space on the nameplate.
- applies only to deliveries ex works 1000 (HOW)

Disclosure cat.:	II	proofread by:	TK	publish date:	08/31/23	effect. date:	08/23
author:	Haa	released by:	JR	replaces:	initial	status:	Published
resp. depart.:	TD	date of release:	08/30/23	revision No.:	3		
doc. type:	LGS	change rep. No.:	201202	retention period:	10y.	prot. class:	protected

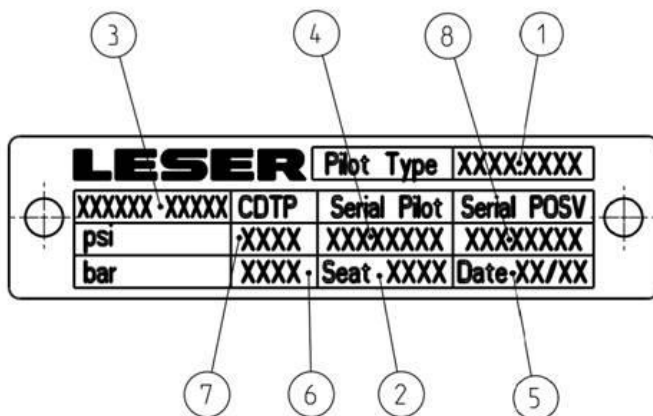


10 Nameplate for POSV type 810 and 820

10.1 Nameplate for pilot type 810 and 820

Material-No. 331.A000.0060

acc. to drawing No. 10000603576-02



No.	Field name	Information	Source	Data elements
1	Pilot Type	e.g. 810x.xxxx	Equipment basis	EQUI-MATNR
2	Seat	pop acting Pilot e.g. R07	Configuration	OR_PL_POP_POS_30
		modulate Pilot e.g. R10	Configuration	OR_PL_MOD_POS_30
3	Design	e.g. pop action resp. modulate action	Classification, Class type 300, Pilot design	PILOT_ART
4	Serial PILOT		Equipment basis	EQUI-EQUNR (Pilot)
5	Date	XX/XX	System date	Month/year
6	CDTP-bar		Configuration	P_EINSTELL_BARG
7	CDTP-psig		Configuration	P_EINSTELL_PSIG
8	Serial POSV		Equipment basis	EQUI-EQUNR (POSV)

The nameplate is to be placed edgewise on the pilot body, opposite to the pressure inlet connection. The plate is connected to the pilot body through spot welding according to the marks on the plate.

The plate has to be pre-bend before mounting to the pilot body.

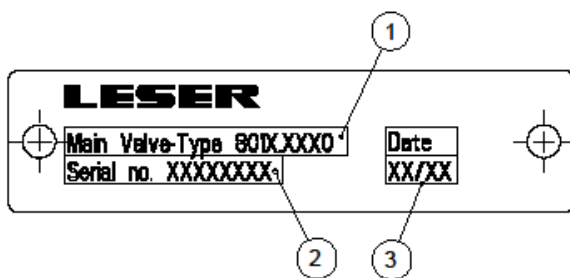


The nameplate has to be placed with its inscription upside down in longitudinal direction in the punching tool (cavity). The required form is achieved by 2-3 times manually hammering onto the plunger.

(Info:Plunger Ø 42 mm, punching tool(cavity) Ø 50 mm)

10.2 Nameplate for main valve type 810 and 820

Material-No. 335.9159.0000 acc. to drawing No. 335.9109-xx-B01



Nr.	Fieldname	Remark	Source	Data element
1	Main Valve-Type	e.g. 801x.xxxx	Equipment stem	EQUI-MATNR
2	Serial no.		Equipment stem	EQUI-EQUNR (MV)
3	Date	XX/XX	System date	Month/year

The nameplate for cast-body angle type is placed by spot welding according to the marks on the plate. For block body type the nameplate is placed by spot welding or by groove pin to the marks on the plate. The nameplate should is not pre-bent.


Disclosure cat.:	II	proofread by:	TK	publish date:	08/31/23	effect. date:	08/23
author:	Haa	released by:	JR	replaces:	initial	status:	Published
resp. depart.:	TD	date of release:	08/30/23	revision No.:	3		
doc. type:	LGS	change rep. No.:	201202	retention period:	10y.	prot. class:	protected



cast-body angle type



block body "cylindrical" type

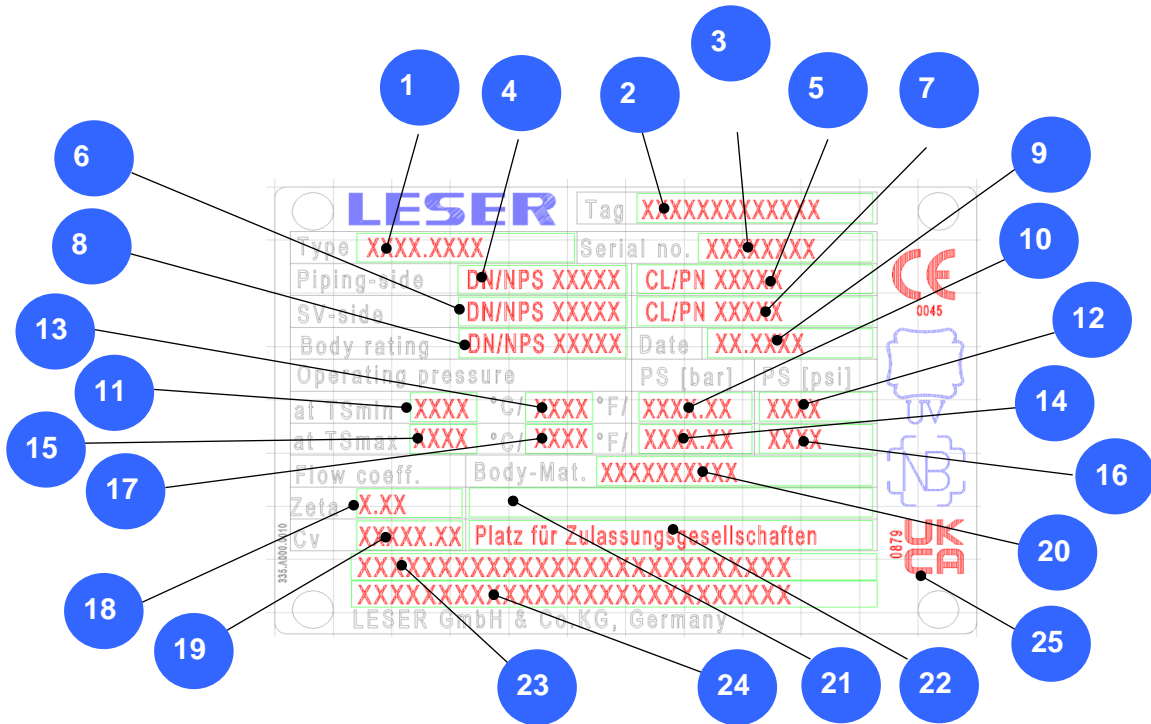


block body "cubic" type

Disclosure cat.:	II	proofread by:	TK	publish date:	08/31/23	effect. date:	08/23
author:	Haa	released by:	JR	replaces:	initial	status:	Published
resp. depart.:	TD	date of release:	08/30/23	revision No.:	3		
doc. type:	LGS	change rep. No.:	201202	retention period:	10y.	prot. class:	protected

11 Nameplates (NGA) for change-over valves

11.1 Summary



Nr.	Designation	Feature	Origin	Explanation	Dependencies (BZW)
1	Type	ARTIKEL_NR	VC	analogue to NGA in DE	
2	Tag-No.	KENNZ_1_POS	VC	analogue to NGA in DE	
3	Serial-No.	from FAUF	Equipment	analogue to NGA in DE	
4	Size SV-Side	DN_SV_SIDE_COV	VC	Read short text, in case of SONDER read feature value	If feature DN_SV_SIDE_COV = "000" then read DN_SV_SIDE_COV_SP
5	Flange rating SV-side	PN_SV_SIDE_COV	VC	Read short text, in case of SONDER read feature value	If feature PN_SV_SIDE_COV = "001" then read PN_SV_SIDE_COV_SP
6	Size pipe side	DN_PIPE_SIDE_COV	VC	Read short text, in case of SONDER read feature value	If feature DN_PIPE_SIDE_COV = "000" then read DN_PIPE_SIDE_COV_SP
7	Flange rating pipe side	PN_PIPE_SIDE_COV	VC	Read short text, in case of SONDER read feature value	If feature PN_PIPE_SIDE_COV = "001" then read PN_PIPE_SIDE_COV_SP
8	body rating	Helpkey	VC	calculated	
9	Date	aus FAUF	Equipment	analogue to NGA in DE	
10	PS (Ts min) bar	Helpkey	VC	calculated	
11	PS (Ts min) °C	Helpkey	VC	calculated	
12	PS (Ts min) psi	Helpkey	VC	calculated	
13	PS (Ts min) °F	Helpkey	VC	calculated	
14	PS (Ts max) bar	Helpkey	VC	calculated	
15	PS (Ts max) °C	Helpkey	VC	calculated	
16	PS (Ts max) psi	Helpkey	VC	calculated	
17	PS (Ts max) °F	Helpkey	VC	calculated	
18	Zeta-value	ZETA	VC	calculated	
19	Cv-value	CV	VC	calculated	

20	body material	MAT_BODY_COV	VC	Read short text, in case of SONDER read feature valve	If feature MAT_BODY_COV = "001" then read MAT_BODY_COV_SP
21	free				
22	free				
23	Add. Line 1				Helpkey NP_21_22 in case of M16
24	Add. Line 2				Helpkey NP_21_22 in case of M17
25	Symbol (Stamps)				Helpkey --> BT_SCHILD_DRUCK: 511 = SV without ASME approval (FL) 512 = SV with ASME approval (FL)

11.2 World nameplate (NGA) for Option Code R7J (UKCA United Kingdom)

Mat.-Nr. 331.9359.0000 (Standard Mat.)

Attribute:

Field 25 and 26 are free available.

Option Code R7J

- Only valid in connection with CE (Q43) or CE and ASME B.16.34 (Q35)
- Cannot be combined with ASME B16.34 (Q49).
- cannot be applied in combination with N73 or N89, as the symbols from these option codes share the space on the nameplate.
- applies only to deliveries ex works 1000 (HOW)



12 Further marking

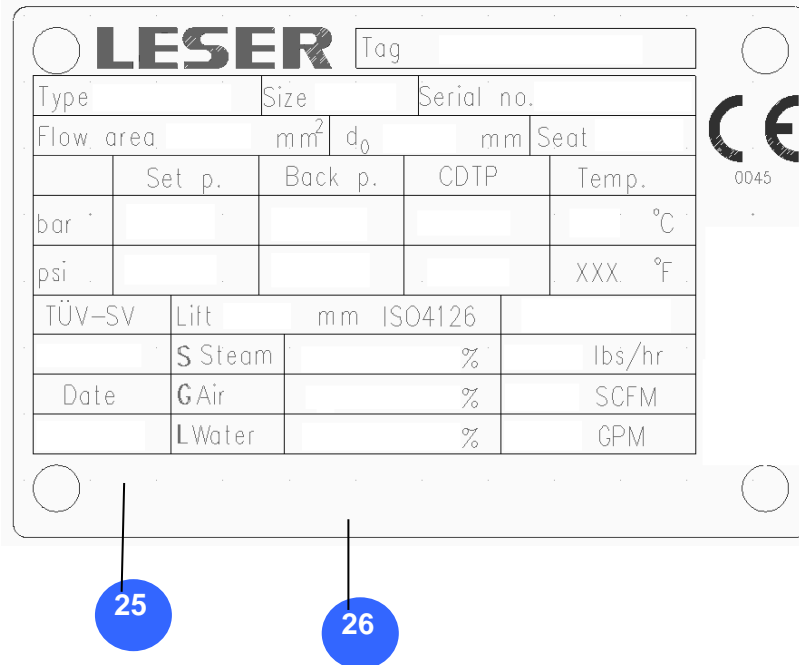
12.1 Marking for further approvals

Additional markings on the nameplate for further approvals as China, GOS, Canada etc. are written in field 25 and 26 (type 1) or on a separate, blank nameplate (type 2).

Same is valid for Inspection and Classification Authorities as e.g. DNV, BV etc.

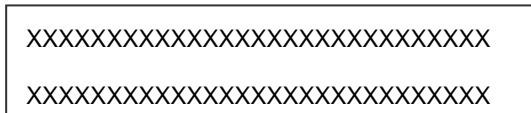
Disclosure cat.:	II	proofread by:	TK	publish date:	08/31/23	effect. date:	08/23
author:	Haa	released by:	JR	replaces:	initial	status:	Published
resp. depart.:	TD	date of release:	08/30/23	revision No.:	3		
doc. type:	LGS	change rep. No.:	201202	retention period:	10y.	prot. class:	protected

Type 1



Field names and comments see item 9 content

Type 2, nameplate blanc (331.7558.0000, 58 x 15 mm)



12.2 Further markings with nameplates

Further markings with nameplates are made with stainless steel plates (331.7558.0000 58 x 15 mm) or realized with stainless steel tag (331.7558.0122, 58 x 15 mm drilled).

Further special markings for special nameplates as e.g. Canadian standard etc. are carried out via accordant form sheets resp. indications on special part lists.

12.3 Marking of repair valves

In case of repair-assembly old nameplates are replaced by new ones generally. To safe the information from the previous nameplate as e.g. LESER Job No., the marking data will be transferred and the valves keep their original serial no. but the new date of repair.

If the valve design changes from e.g. H2 to H4, the repair valves will get a new LESER Job No. and serial No. but the whole valve history can be obtained from SAP with transaction „ IE03“.

Disclosure cat.:	II	proofread by:	TK	publish date:	08/31/23	effect. date:	08/23
author:	Haa	released by:	JR	replaces:	initial	status:	Published
resp. depart.:	TD	date of release:	08/30/23	revision No.:	3		
doc. type:	LGS	change rep. No.:	201202	retention period:	10y.	prot. class:	protected

12.4 Spirax Sarco nameplate for type 4414 and 488

For types 4414 and 488, the customer Spirax Sarco has introduced its own type designation under which it sells our valves. A special Spirax Sarco nameplate is used:

Field 25 and 26 are only available for OC= J17. In case of OC=N17, field 25 must not be used for OC=M16 and OC=M17 for field 26. Such customer-related entries are only possible via special label (331.7558.0000).

Field 25 must then be filled as follows:
for Type 4414: Spirax Sarco Type SVL 606

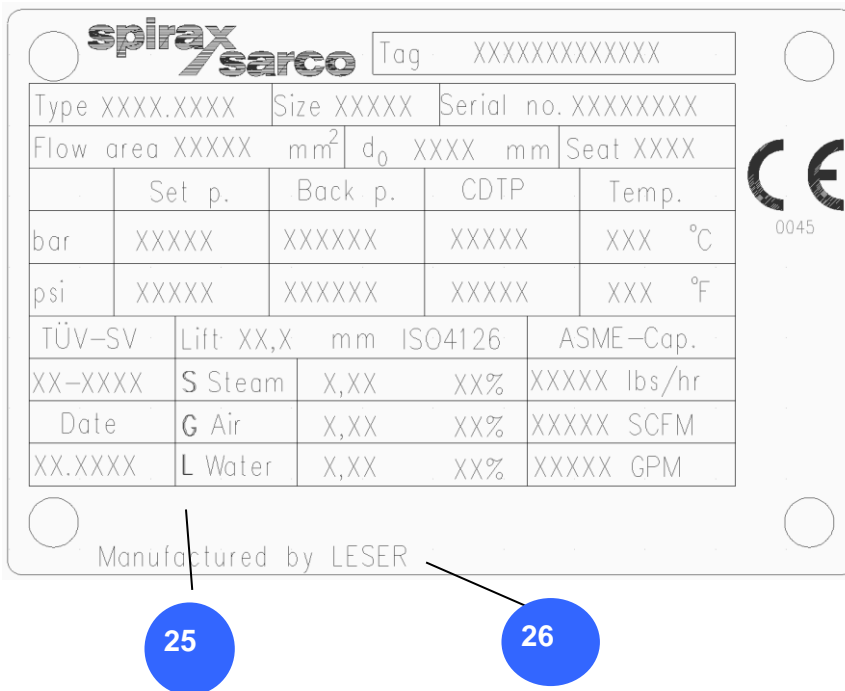
for Type 4884: Spirax Sarco Type SVL 488

These designations apply regardless of the nominal size.

Field 26 is then defined as follows:

Manufactured by LESER

Mat. No. 331.A000.0052
Dimensions 60 x 40 mm



The option code can also be combined with DELIVERY SPEC "N73" (delivery specification: according to CSBQTS (PR China)).

Field 25 is occupied by option code N73 with the entry "LESER GmbH & Co. KG".
Field 26 is occupied by option code N73.

Field 2 (TAG No.) is then occupied by the option code J17 as follows:

for Type 4414: Spirax Sarco Type SVL 606

for Type 4884: Spirax Sarco Type SVL 488

Note: Since field 2 is occupied, the option code M25 " Specification of TAG marking: with tag (foil / paper) is set if a TAG no. must be entered.

Mat. No. 331.A000.0052

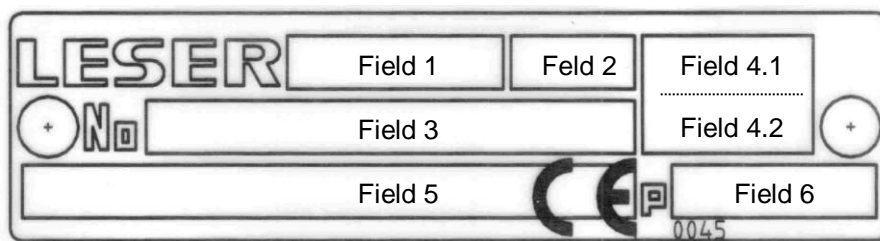
Dimensions 60 x 40 mm

		Tag Type SVL 606			
Type XXXX.XXXX	Size XXXXX	Serial no. XXXXXXXXX			
Flow area XXXXX	mm ²	d ₀ XXXX	mm	Seat XXXX	
	Set p.	Back p.	CDTP	Temp.	
bar	XXXXX	XXXXXX	XXXXX	XXX °C	
psi	XXXXXX	XXXXXX	XXXXX	XXX °F	
TÜV-SV	Lift: XX,X	mm	ISO4126	ASME-Cap.	
XX-XXXX	S Steam	X,XX	XX%	XXXXX lbs/hr	
Date	G Air	X,XX	XX%	XXXXX SCFM	
XX.XXXX	L Water	X,XX	XX%	XXXXX GPM	
			LESER GmbH & Co. KG TSF 710 175-2025		

12.5 Nameplates for heating jackets (Option code: H29-H32 and K31/K32)

Mat.-No. 331.7559.0195

Dimension: 58 x 15 mm



Application for	Field 1	Field 2	Field 3	Field content		Field 5	Field 6	
				Field 4.1	Field 4.2			
		Date of Manuf.	LESER-Job-No.					
Heating jacket-body Flange-SV in 1.4408 ²	H.-Jacket	MM.JJ		TMAX	300 C	1. socket connection: MATERIAL 1.4541 + 1.4571	MAX**BAR	
Heating jacket-body Flange-SV in 1.4581 ²	H.-Jacket	MM.JJ		TMAX	300 C		2. flange connection	MAX**BAR
Heating jacket-body Flange-SV in 1.0619 ²	H.-Jacket	MM.JJ		TMAX	300 C		MATERIAL 1.4541 + 1.4404	MAX**BAR
Heating jacket- Outlet body (only Type 459- 463)	H.-Jacket	MM.JJ		TMAX	300 C	MAT. 1.4571 + 1.4404	MAX18BAR	
Heating jacket- bonnet (only Type 437, 438, 481)	H.-Jacket	MM.JJ		TMAX	210 C	MAT. 1.4571 + 1.4404	MAX18BAR	

²: DN ≤ 50 and Type 455-458, DN 25
 DN 65-125 and Type 455-458, DN 50 bzw. DN 80
 DN 150-200 and Type 455-458, DN 100
 DN > 200

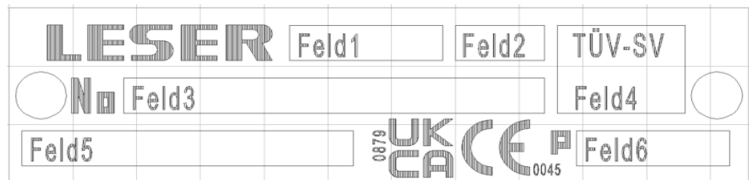
: MAX18BAR
 : MAX11BAR
 : MAX 9BAR
 : order-related

see High Performance
 Catalog Seite 99/12

12.6 Nameplates for supplementary loading system

Mat.-No. 331.A000.0086 (331.7558.0000)

Maße 58 x 15 mm



Application for	Field 1	Field 2	Field 3	Field content Field		Field 5	Field 6
				4.1	4.2		
		Date of Manufac ture	LESER-Job-No.				
Supplementary loading system Actuator-nameplate ¹	430⊕⊕⊕	MM.JJ	*** LESER-Job-No.****	TUEV-SV	xx-768	712x.908x	418⊕⊕⊕
Supplementary loading system Actuator-nameplate ¹	420⊕⊕⊕	MM.JJ	*** LESER-Job-No.**** ⊕⊕⊕CM	TUEV-SV	xx-768	702x.91xx-	N10-⊕⊕⊕

¹: The ⊕-sign is a placeholder for order-related data. The part No. of the cabinets and actuators can be taken from the valve configuration (see note below).

12.7 Ex-protection marking

The nameplate does not contain an EX protection marking.

12.8 Nameplate change-over valve (Type 310, 311)

Mat. no. 335.8159.0000

Dimensions: 108 x 11 mm

The above nameplate was used for the former change-over valves Type 310, 311.

Disclosure cat.:	II	proofread by:	TK	publish date:	08/31/23	effect. date:	08/23
author:	Haa	released by:	JR	replaces:	initial	status:	Published
resp. depart.:	TD	date of release:	08/30/23	revision No.:	3		
doc. type:	LGS	change rep. No.:	201202	retention period:	10y.	prot. class:	protected

13 Data relation to SAP

The following table shows the connection of nameplate field names to SAP database fields.

No.	Field name	Example on nameplate	Field designation in SAP
S1	LESER		-
1	Tag		Konfig.:KENNZ_1_x with x≥1 (depends on valve numbers)
2	Type	4412.4514	EQUI-MATNR
3	Size	DN 25	Konfig.: DNE for normal connections; DNE_ZEUGNIS_SONDER for special connections
4	Serial no.	10034748	OBJK-SERNR (enter parameter)
5	Flow area	xxxxx mm ²	Class "ZEUGNISDRUCK"
6	do	xxxx mm	Class "ZEUGNISDRUCK"
7	Seat	D J21	Konfig. "TELLER WEI"
8	Set p. - bar	10	Konfig. „P_ANSPR_BARG“
12	Set p. - psig	145	Konfig. "P_ANSPR_PSIG"
9	Back p. - bar	xxx	Konfig. "P_GEGEN_BARG"
13	Back p. - psig	xxx	Konfig. "P_GEGEN_PSIG"
10	CDTP - bar	xxx	Konfig. "P_EINSTELL_BARG"
14	CDTP - psig	xxx	Konfig. "P_EINSTELL_PSIG"
11	Temp. - °C	xxx	Konfig. "T_TEMP_C"
15	Temp. - °F	xxx	Konfig. "T_TEMP_K"
16	Lift -mm	x,xx	Konfig. "HUBBEGR_TXT"
17	TÜV-SV	xx-xxxx	"TEUV_BT_NR_JAHR"
18	Date	xx.xx	Date of manufacture month/year
S6	ISO 4126-1	-	-
19	S Steam	x,xx xx%	Konfig. "ALPHA_D_DG;ZD_OVPR_DG_EC" resp. Reduced coefficient of discharge with lift restriction
21	G Air	x,xx xx%	Konfig. "ALPHA_D_DG;ZD_OVPR_DG_EC" resp. reduced coefficient of discharge with lift restriction
23	L Water	x,xx xx%	Konfig. "ALPHA_D_F;ZD_OVPR_F_EC" resp. reduced coefficient of discharge with lift restriction
20	ASME-Cap. - lbs/h	xxxx	Konfig. "K_ASME_S"
22	ASME-Cap. - SCFM	xxxx	Konfig. "K_ASME_G"
24	ASME-Cap. - GPM	xxxx	Konfig. "K_ASME_L"
25	Leerzeile für (LESER- Job-Nr. + Pos.-Nr.)	xxxxxxxxxxxx Option code	Free text in Docu/markung in field further marking text
26		xxxxxxxx	Space for additional indications: e.g. option code J78 (e.g. bellows)
S2	CE	CE	-
S3	0045	0045	-
27	UV	UV	-
28	NB	NB	-

Explanation of the P_BACK_Barg or back pressure specification (No. 9 and 13): here the maximum superimposed external back pressure (constant and variable) is printed in NGA.

14 Additional remarks

14.1 SI-units

Acc. to Code Case 2116 (see LID_DE 3201.04

item 4) the exclusive application of SI-units on a nameplate is allowed under following conditions:

- a) The safety valve will be installed at a location where the executive authority (if there is one) is resident and regulates or accepts SI-units.
- b) Unities are to be specified acc. to customer spec., if these do not differ from those regulated by the located executive authority (if there is one).
- c) The quality management of the safety valve manufacturer settles the conversion of U.S. Customary Units in SI-units, which are used on the nameplate.
- d) The SI-units have to be mentioned on the nameplate.
- e) The Code Case number has to be written on the nameplate.

Disclosure cat.:	II	proofread by:	TK	publish date:	08/31/23	effect. date:	08/23
author:	Haa	released by:	JR	replaces:	initial	status:	Published
resp. depart.:	TD	date of release:	08/30/23	revision No.:	3		
doc. type:	LGS	change rep. No.:	201202	retention period:	10y.	prot. class:	protected